



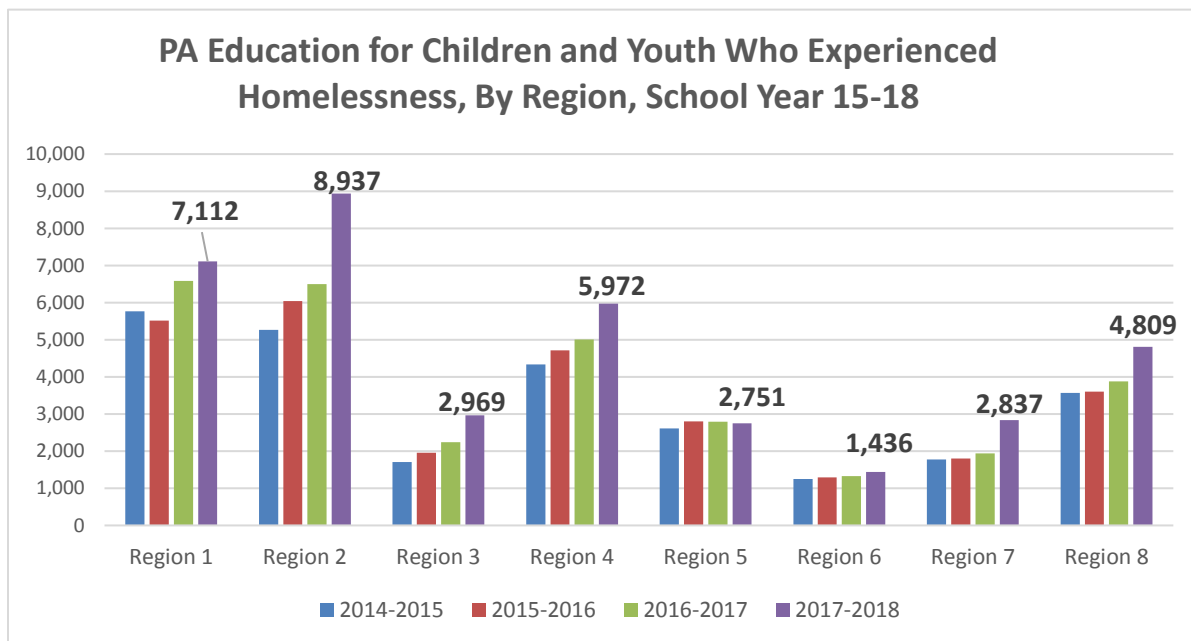
Brought to you by the PEC Policy Department
For more information, email Policy Department.

Date: March, 2019

BrainGain@PEC provides brief summaries of research or publications on family homelessness and related issues. Previous issues of BrainGain@PEC can be found at <http://bit.ly/2iaczvQ>.

Pennsylvania identifies 36,823 children and youth who experienced homelessness

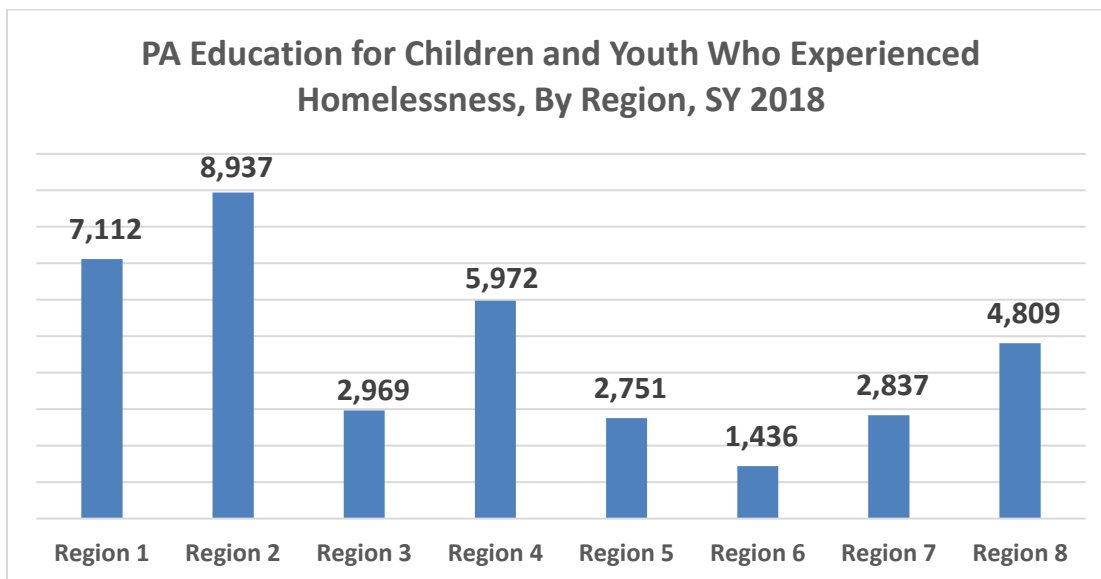
New reports from the Pennsylvania Department of Education identified its largest number ever of children and youth who experienced homelessness – 36,823!



The number includes children under the age of five and youth enrolled in pre-K through grade 12.

This count is based on where the child or youth was identified as homeless and attributed to the entity (shelter, early intervention, pre-K program, etc.) or local education agency (LEA) (school districts, charters/cyber schools, technical schools).

PEC reviewed the Pennsylvania Department of Education’s reports entitled “2017-18 Education for Children and Youth Experiencing Homelessness (ECYEH) Unique and Duplicate Counts by Entity,” and “2017-18 Education of Children and Youth Experiencing Homelessness (ECYEH) Unique and Duplicate Counts by County,” summarizing key data points below (but not all). **Find the original reports here: <http://bit.ly/2T49E97>**. In addition, PEC used data from the American Fact Finder database of the U.S. Census to determine the rate of students experiencing homelessness to all children in a county.



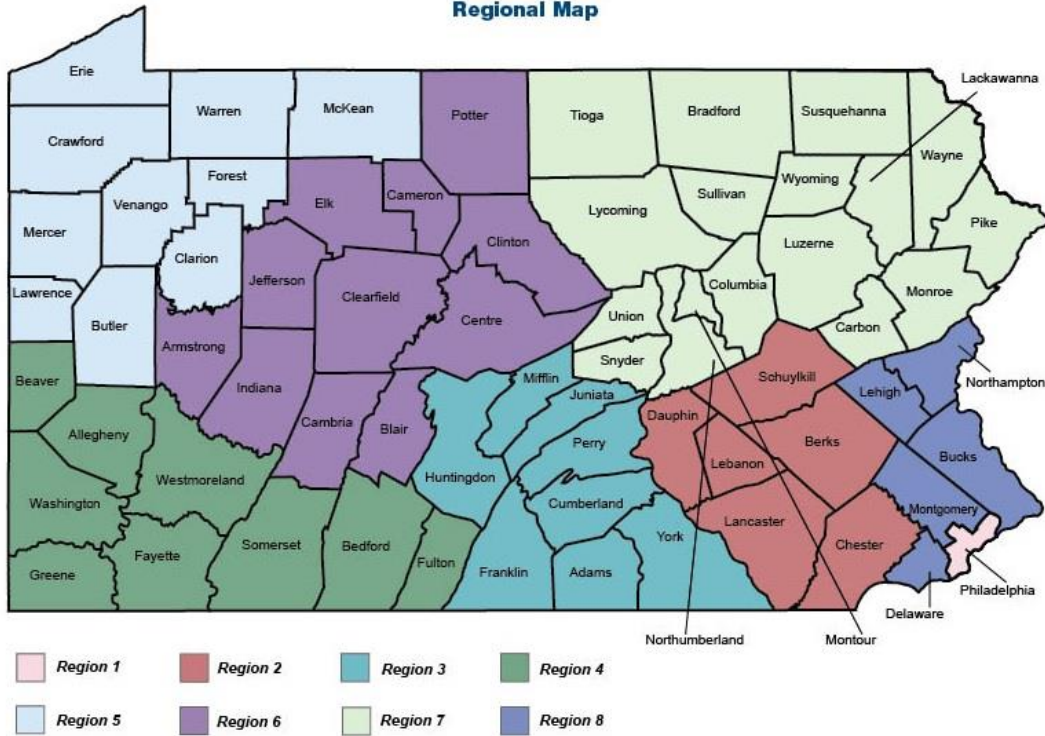
In this summary report:

- **Highlights**
- **Number of children and youth** experiencing homelessness by the PA Department of Education’s (PDE) 8 regions, by school district, and by county
- **Rate of homelessness** among children Map of PDE’s regions
- **Numbers of children and youth in shelters or in early intervention services** and who were identified by the education system.

Who Should Read This? Policy makers and their staff, funders, youth-serving agencies including county human services, school personnel, family advocates and others are encouraged to understand the data and consider expanding efforts to reach out to children and youth who experience homelessness.

Pennsylvania's Education for Children and Youth Experiencing Homelessness Program

Regional Map



Highlights:

- The data suggests that homelessness of children and youth is increasing.
- Perhaps, surprisingly, Philadelphia is not the largest region identifying homeless students. Region 2 identified 8,937 compared to Philadelphia's 7,112.
- **Four school districts** identified more than one thousands homeless students. They are **Lancaster, Philadelphia, Pittsburgh, and Reading**.
- **Three** school districts – **Harrisburg, Lebanon, and York** - identified from 500 to 999 homeless students.
- **Thirty-one** school districts, including several charters, identified between 100 and 499 homeless students.
 - The charters are Agora Cyber Charter (Chester), Belmont (Philadelphia), Chester Community Charter (Delaware), and PA Cyber Charter (Beaver).
- Pennsylvania's rate of homeless students compared to all Pennsylvania children under 18 is **1.4 percent**.
 - **Dauphin** County has the highest rate of homeless students compared to all children in the county. **Union** county has the lowest.

- **14 counties** are above the state average with Berks, Clarion, Dauphin, Lancaster, Lebanon, McKean, and Philadelphia **over 2 percent**. Berks, Dauphin, Lancaster, and Lebanon are in Region 2.
- **5 counties are at or below** 0.5 percent: Greene, Huntingdon, Pike, Tioga, and Union.
- **44 counties are below** the state average. **14 counties are above** the statewide average.

School Districts with more than 1,000 enrolled students who were homeless in SY 2018	
Philadelphia	3,238
Pittsburgh	1,529
Reading	1,273
Lancaster SD	1,093

School Districts with more than 500 - 999 enrolled students who were homeless in SY 2018	
Harrisburg City SD	747
Lebanon SD	542
York	608

School Districts with more than 100 - 499 enrolled students who were homeless in SY 2018	
Agora Cyber Charter (Chester)	122
Altoona (Blair)	124
Avon Grove SD (Chester)	107
Belmont Charter (Phi)	116
Bensalem Township (Bucks)	170
Bethlehem Area (Northampton)	453
Bristol Township (Bucks)	150
Central Dauphin SD (Dauphin)	242
Chambersburg (Franklin)	190
Chester Community Charter (Delco)	191
Coatesville (Chester)	189
Conestoga Valley (Lancaster)	142
East Stroudsburg (Monroe)	140
Easton Area SD (Northampton)	183
Erie (Erie)	269
Gettysburg Area SD (Adams)	190
Hazleton SD (Luzerne)	137

Kennet Consolidated (Chester)	158
McKeesport (Allegheny)	129
Norristown (Montgomery)	152
North Penn (Montgomery)	121
PA Cyber Charter (Beaver)	300
Penn Manor (Lancaster)	129
Pleasant Valley (Monroe)	116
Pocono Mountain (Monroe)	126
Pottstown(Montgomery)	151
Scranton SD (Lackawanna)	284
Upper Darby (Delaware)	173
Wilkes-Barre SD (Luzerne)	214
Williamsport SD (Lycoming)	198
Woodland Hills (Allegheny)	232

County*	# Homeless Students in SY 2018^	Rate of Homeless Students to All Children Under 18
Union	17	0.20%
Tioga	28	0.30%
Huntingdon	37	0.40%
Snyder	37	0.40%
Greene	36	0.50%
Pike	51	0.50%
Bucks	788	0.60%
Montgomery	984	0.60%
Perry	56	0.60%
Washington	264	0.60%
Wayne	50	0.60%
Westmoreland	409	0.60%
Butler	268	0.70%
Cambria	192	0.70%
Carbon	89	0.70%
Centre	181	0.70%
Clinton	57	0.70%
Delaware	827	0.70%
Susquehanna	54	0.70%
Columbia	94	0.80%

Cumberland	388	0.80%
Mifflin	86	0.80%
Bedford	94	0.90%
Lackawanna	383	0.90%
Northumberland	161	0.90%
Somerset	129	0.90%
Warren	70	0.90%
Bradford	136	1.00%
Crawford	192	1.00%
Franklin	332	1.00%
Lycoming	244	1.00%
Chester	1,292	1.10%
Clearfield	160	1.10%
Indiana	171	1.10%
Jefferson	100	1.10%
Luzerne	668	1.10%
Mercer	244	1.10%
Blair	315	1.20%
Fayette	307	1.20%
Armstrong	173	1.30%
Monroe	461	1.30%
Northampton	814	1.30%
Schuylkill	358	1.30%
Lawrence	242	1.40%
STATE TOTAL	36,823	1.40%
Venango	158	1.50%
York	1,667	1.50%
Adams	341	1.60%
Lehigh	1,396	1.70%
Allegheny	4,128	1.80%
Beaver	595	1.80%
Erie	1,187	2.00%
Lancaster	2,684	2.10%
McKean	176	2.10%
Philadelphia	7,112	2.10%
Clarion	161	2.20%
Lebanon	722	2.30%
Berks	2,279	2.40%

Dauphin	1,602	2.60%
Adams/York	19	--
Bradford/Tioga	236	--
Columbia/Montour	31	--
Columbia/Sullivan	32	--
Elk	24	--
Forest	52	--
Juniata	43	--
Montour	22	--
Potter	53	--
Wyoming	34	--

About PEC: PEC nurtures families, strengthens neighborhoods, and drives change. We are committed to increasing equity and opportunity throughout our entire community. We provide comprehensive supportive services to homeless women and their children, revitalize our West Philadelphia neighborhood, and advocate for social justice. Contact PEC at policy@pec-cares.org.