



Date: January, 2019

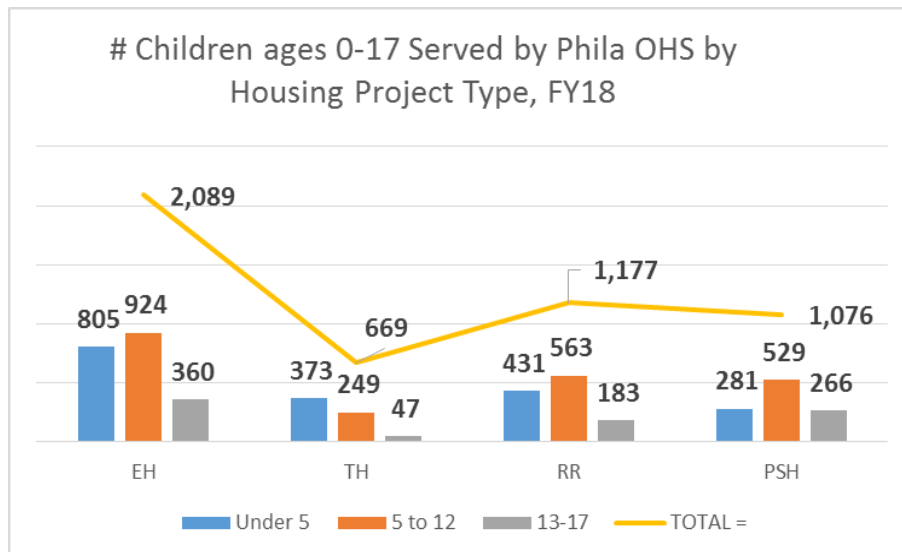
BrainGain@PEC provides brief summaries of research or publications on family homelessness and related issues. Previous issues of BrainGain@PEC can be found [here](http://bit.ly/2iaczvQ) (<http://bit.ly/2iaczvQ>).

Children and Youth Served by Philadelphia Office of Homeless Services in Philadelphia during Fiscal Year 2018

This report shows the total number of children and youth served by the Philadelphia Office of Homeless Services (OHS) during Fiscal Year 2018, which includes those who are experiencing homelessness as well as those who are housed and residing in OHS-supported housing programs.

Highlights:

- Philadelphia Office of Homeless Services programs (OHS) served **5,011 children and youth**ⁱ. This number includes homeless children as well as children in subsidized rental housing who are not legally defined as homeless.
 - This total represents **one-third of all people** served by OHS in FY 2018 according to their "[FY18 Data Snapshot](#)."
 - OHS is a significant service delivery system for at-risk children and youth.



- Overall, there were **2,749 in FY 2018** served in **emergency or transitional housing programs**. By comparison, there were 3,987 children and youth served by OHS in 2013ⁱⁱ. The FY 2018 numbers include:
 - 1,392 children ages 0-5, including 962 infants and toddlers ages 0-3, and 430 in the PreK-Kindergarten ages of 4 or 5.
 - 952 children ages 6 to 12.
 - 405 youth ages 13 to 17.
- Comparatively, the **School District of Philadelphia (SDP) identified 7,288 homeless children and youthⁱⁱⁱ** in FY 2018.

The report is intended to inform various committees and the general Philadelphia community who work with children and youth experiencing homelessness. Efforts focusing on specific age populations, i.e., infants and toddlers, preschool, etc., can benefit by these data.

The sources used are the Philadelphia Office of Homeless Services and the Pennsylvania [Department of Education](#) using data from the School District of Philadelphia. The SDP data is used as a comparison for system planners. Counts differ because the U.S. Department of Housing and Urban Development and the U.S. Department of Education have different definitions of homelessness, resulting in local communities identifying two overlapping-but-different sets of homeless children and youth. This difference affects policies, resource allocation, and cooperation between systems.

The sum number total of children and youth who experience homelessness in Philadelphia **is likely to be higher** as this report's scope is **limited** to the two data sources cited. There are programs that serve homeless children and youth but do not report similar statistics. Also, the reported prevalence of homelessness increases and decreases for a variety of reasons, including improved data collection methods, increases or decreases in housing availability, etc. Systems and policymakers should be aware of the differences when planning.

CHARTS

- Philadelphia Office of Homeless Services program's served **5,011 children and youth**. Only the children in emergency and transitional housing are legally homeless according to the HUD definition.

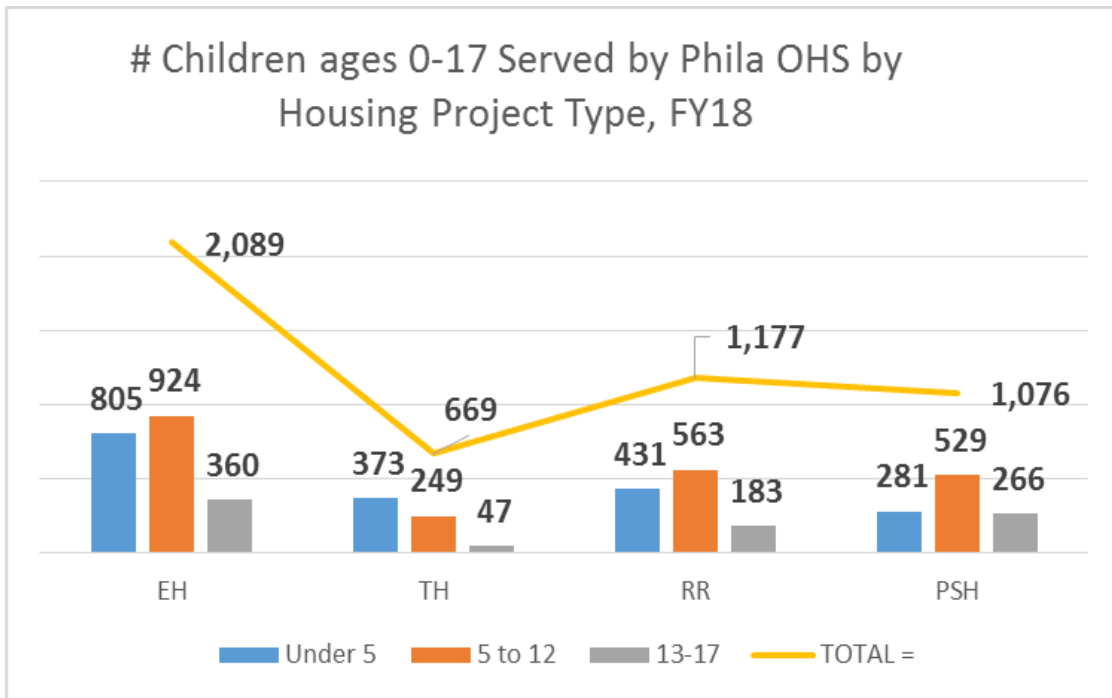


Figure 1 Source - Phila Office of Homeless Services (OHS)

- OHS served 2,749 children and youth in emergency and transitional housing programs.

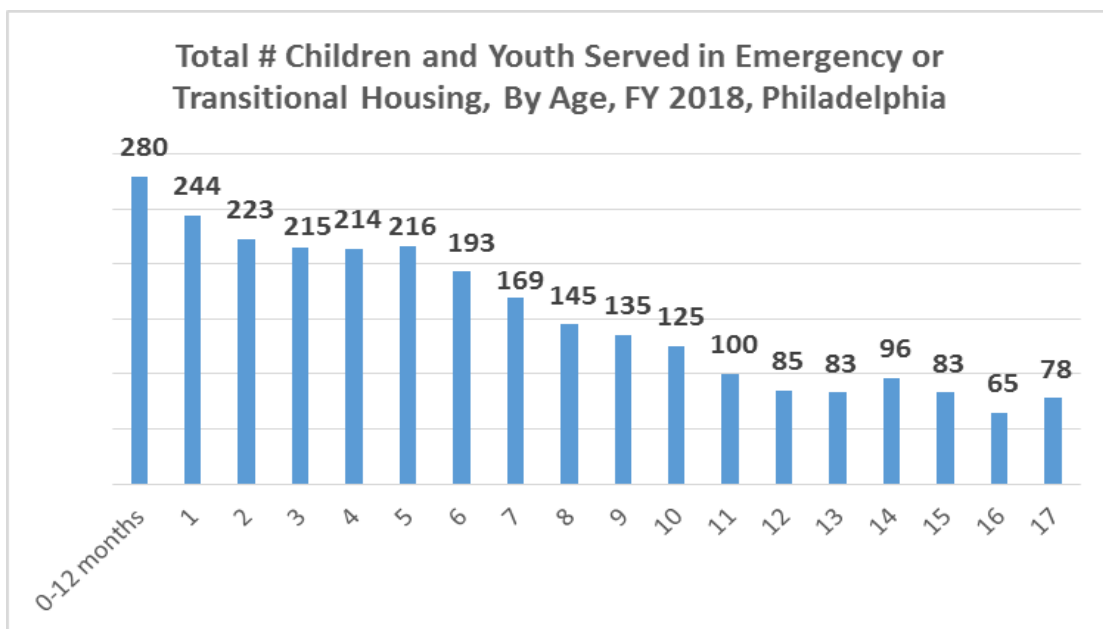


Figure 2: source- Philadelphia Office of Homeless Services

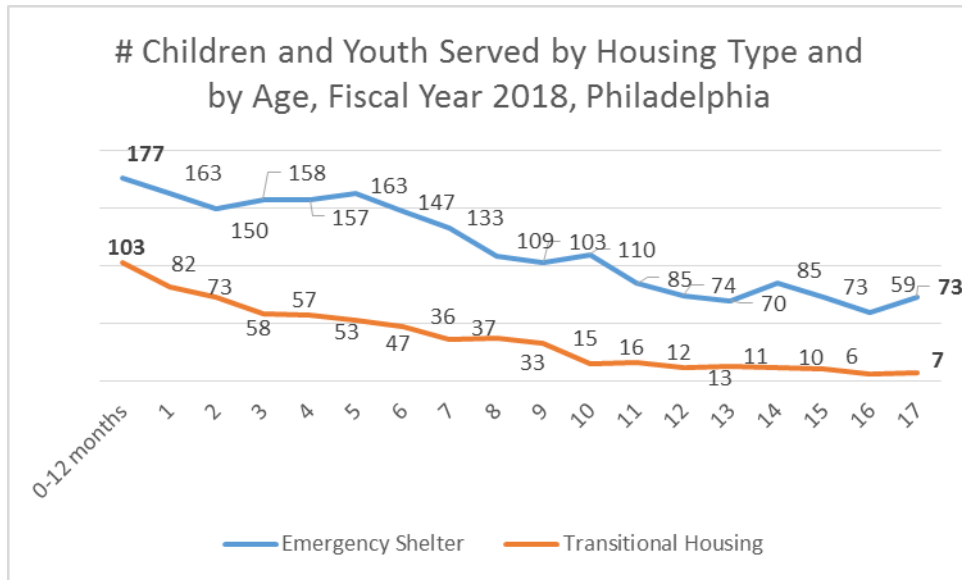


Figure 3: source- Philadelphia Office of Homeless Services

- By contrast, the School District of Philadelphia identified 7,288 children and youth experiencing homelessness in FY 2018, **more than double** the amount served in Philadelphia’s FY 2018 homeless programs.

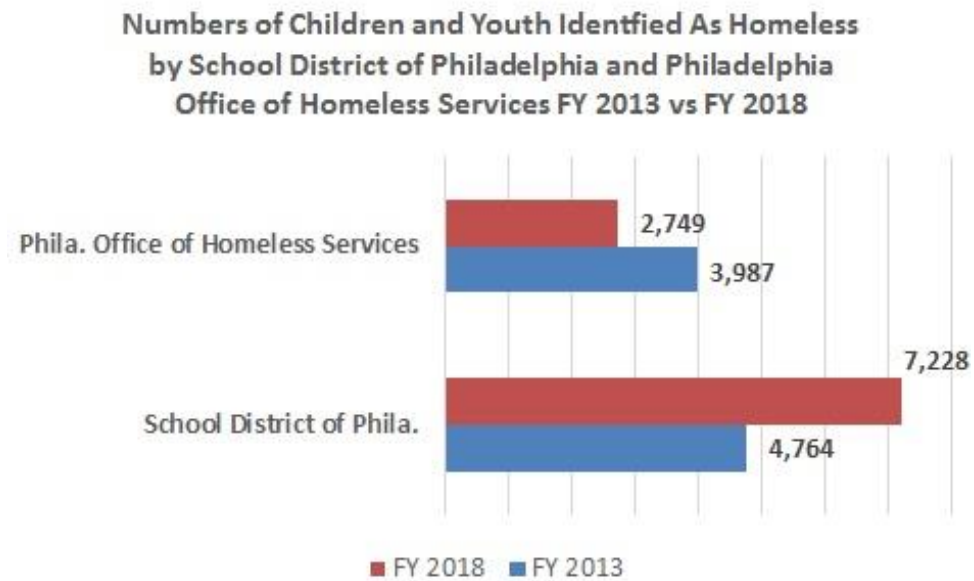


Figure 4-Source - School District of Philadelphia

By Specific Age:

- Children ages 0-5 years of age served in emergency or transitional housing in FY 2018:

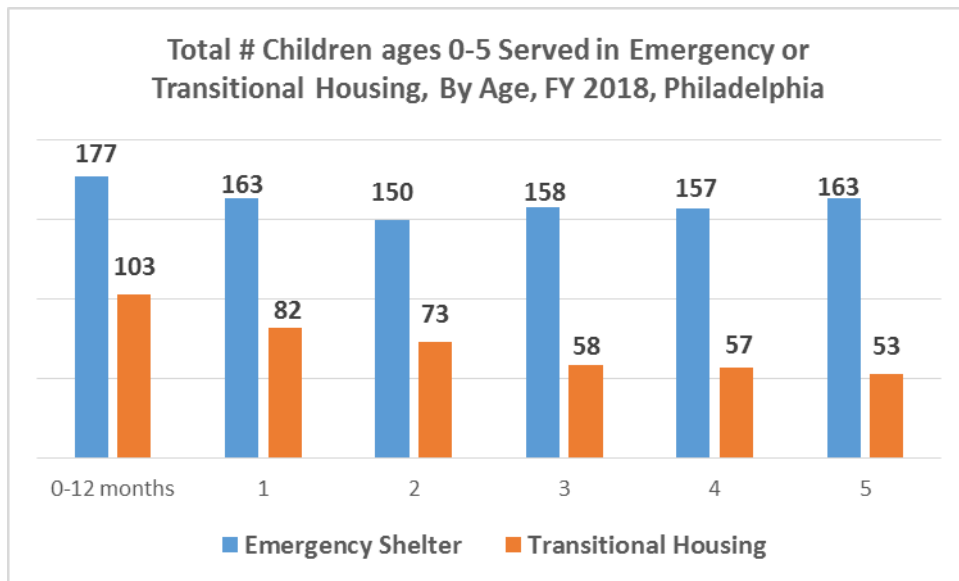


Figure 5: source- Philadelphia Office of Homeless Services

- Children ages 6 to 12 years of age served in emergency or transitional housing in FY 2018:

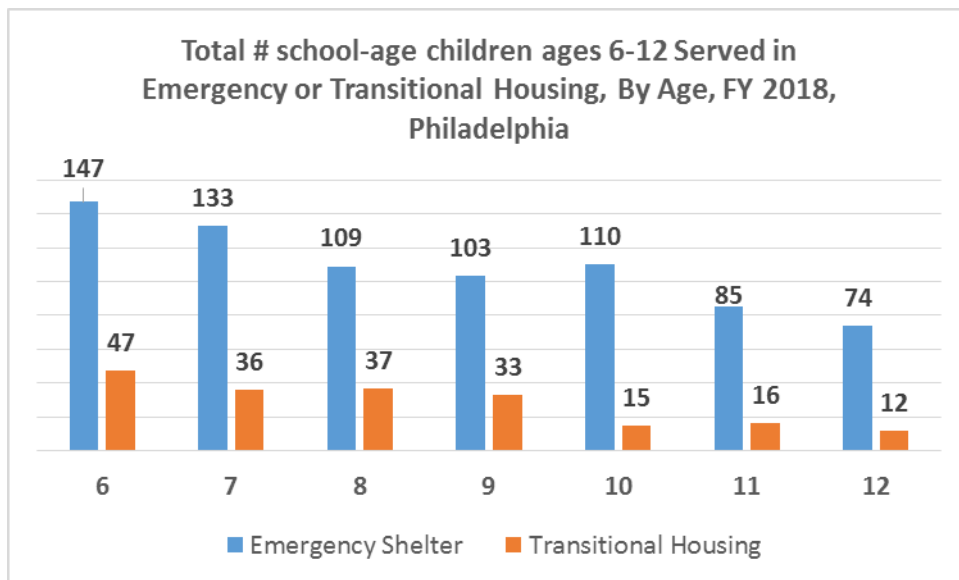


Figure 6: source- Philadelphia Office of Homeless Services

- Number of youth 13-17 years of age served in emergency or transitional housing in FY 2018:

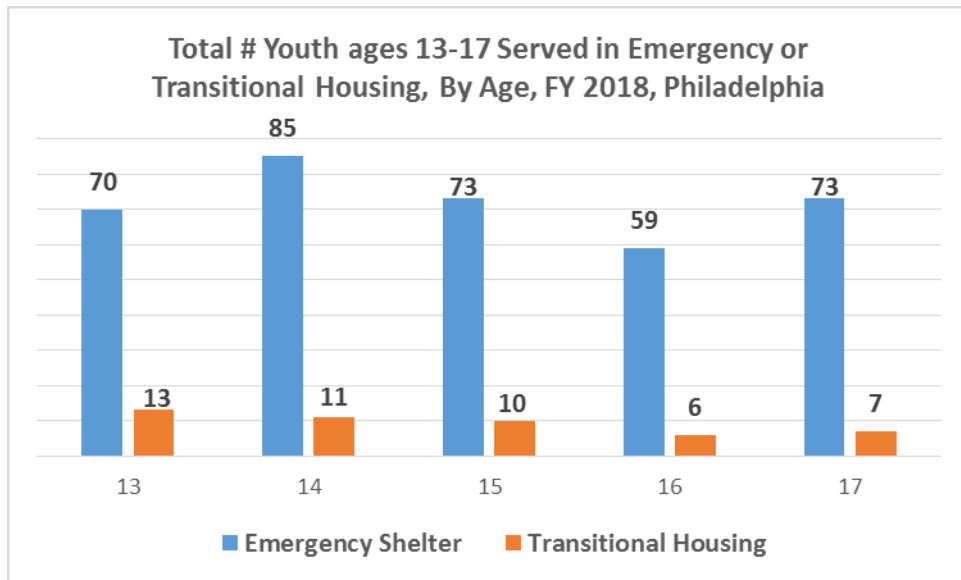


Figure 7: source- Philadelphia Office of Homeless Services

ⁱ City of Philadelphia Office of Homeless Services <http://philadelphiaofficeofhomelessservices.org/know-homelessness/>

ⁱⁱ City of Philadelphia Annual Homeless Assessment Report, 2013

ⁱⁱⁱ Email from School District of Philadelphia's Colleen Lundy to PEC's Joe Willard on January 16, 2019