



## One in 28 Children Under Age Six Experience Homelessness in Pennsylvania

The United States Department of Education (USDOE) estimated that **29,995** children residing in Pennsylvania were homeless in School Year 2018-2019, or 1 in 28 children. The *Early Childhood Homelessness State Profiles* report, conducted by the USDOE, presents a snapshot of data on children under the age of six who are experiencing homelessness at the national level, in the 50 States, the District of Columbia, and Puerto Rico. PEC summarizes this data for local policy makers, planners, advocates, and others involved in working with young children experiencing homelessness. This information is important as Pennsylvania considers how to invest \$32 million in its “Education for Children and Families Experiencing Homelessness” program. Read the original document, which includes the data methodology, here: [Early Childhood Homelessness State Profiles: Data Collected in 2018-19](#)

### Comparing Pennsylvania to United States:

Comparing PA and U.S.	# homeless children under age 6	% of homeless children vs. all children under age 6
<b>Pennsylvania</b>	29,995	3%
<b>United States</b>	1,297,513	5%

Comparing PA and U.S.	# and % served by Head Start/Early Head Start or McKinney Vento	# and % served by federally funded education programs	# and % not served by either McKinney Vento or Head Start/Early Head Start
<b>Pennsylvania</b>	2,690 or 9%	10,941 or 36.5%	19,054, or 64%
<b>United States</b>	58,725 or 5%	126,665 or 10%	1,170,848, or 90%

# Early Childhood Homelessness State Profiles: **National** (2018-19)

## Early Childhood Homelessness

### Children under age 6

Total population<sup>2</sup>

**23,751,419**

Estimated number experiencing homelessness<sup>3</sup>

**1,297,513**

or

**1 in 18** children

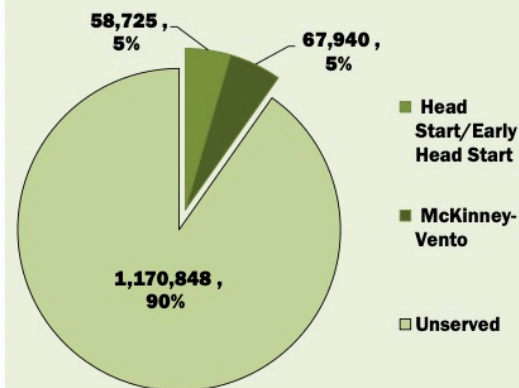


## Early Childhood Education for Children Experiencing Homelessness

### Children under age 6 experiencing homelessness

**10%** served by Head Start/Early Head Start or McKinney-Vento funded ECE programs in 2019<sup>5</sup>

### National



## Related Factors

Families experiencing homelessness, whether chronic or episodic, often face other barriers to affordable housing. By understanding these related challenges, states can create sustainable and proactive policy solutions that better address homelessness in their communities.



**31%** of families with children under 18 have a high housing cost burden<sup>4</sup>



**8%** of children under age six had no resident parent in the U.S. labor force<sup>4</sup>

For detailed information on indicator definitions, data sources, and methodology, please see Appendix III.

#### Notes:

1. McCoy-Roth, M., Mackintosh, B.B., & Murphey, D. (2012). When the bough breaks: The effects of homelessness on young children. Early Childhood Highlights, p. 3. <https://www.childtrends.org/wp-content/uploads/2012/02/2012-08EffectHomelessnessChildren.pdf>
2. U.S. Census Bureau, Population Division. (June 2020). SC-EST2019-AGESEX-CIV: Annual Estimates of the Civilian Population by Single Year of Age and Sex for the United States and States: April 1, 2010 to July 1, 2019. <https://www.census.gov/data/tables/time-series/demo/popest/2010s-state-detail.html>
3. Calculations by authors using methodology established by Bassuk, et al. (2014) and 2019 data from U.S. Department of Education and U.S. Department of Housing and Urban Development.
4. Data from the Annie E. Casey Foundation KIDS COUNT data center.
5. Data from U.S. Department of Education. (2020). *Consolidated State Performance Reports, Part I* and U.S. Department of Health and Human Services, Administration for Children and Families. Retrieved July 23 2020. *Program Information Reports*. Data on children under 6 experiencing homelessness served through Federally-funded child care & home visiting programs collected for the first time in 2017. Percentages in the pie chart may not sum to 100 because of rounding.

# Early Childhood Homelessness State Profiles: Pennsylvania (2018-19)

## Early Childhood Homelessness

**Children under age 6**

Total population<sup>2</sup>

**842,742**

Estimated number experiencing homelessness<sup>3</sup>

**29,995**

or

**1 in 28** children

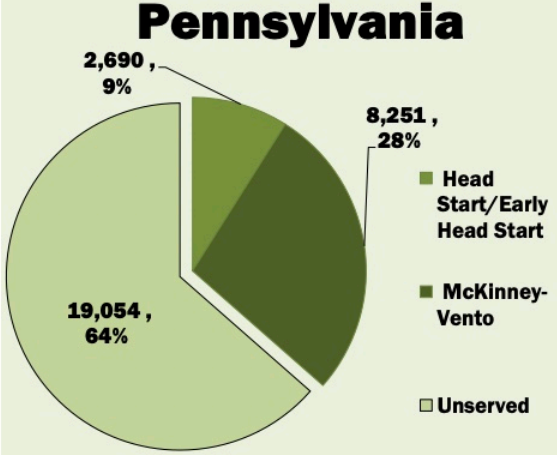


## Early Childhood Education for Children Experiencing Homelessness

**Children under age 6** experiencing homelessness

**36%** served by Head Start/Early Head Start or McKinney-Vento funded ECE programs in 2019<sup>5</sup>


### Pennsylvania




Program	Number of Children	Percentage
Unserved	19,054	64%
Head Start/Early Head Start	8,251	28%
McKinney-Vento	2,690	9%

## Related Factors

Families experiencing homelessness, whether chronic or episodic, often face other barriers to affordable housing. By understanding these related challenges, states can create sustainable and proactive policy solutions that better address homelessness in their communities.



**27%** of families with children under 18 have a high housing cost burden<sup>4</sup>



**7%** of children under age six had no resident parent in the U.S. labor force<sup>4</sup>

For detailed information on indicator definitions, data sources, and methodology, please see Appendix III.

### Notes:

- McCoy-Roth, M., Mackintosh, B.B., & Murphey, D. (2012). When the bough breaks: The effects of homelessness on young children. Early Childhood Highlights, p. 3. <https://www.childtrends.org/wp-content/uploads/2012/02/2012-08EffectHomelessnessChildren.pdf>
- U.S. Census Bureau, Population Division. (June 2020). SC-EST2019-AGESEX-CIV: Annual Estimates of the Civilian Population by Single Year of Age and Sex for the United States and States: April 1, 2010 to July 1, 2019. <https://www.census.gov/data/tables/time-series/demo/popest/2010s-state-detail.html>
- Calculations by authors using methodology established by Bassuk, et al. (2014) and 2019 data from U.S. Department of Education and U.S. Department of Housing and Urban Development.
- Data from the Annie E. Casey Foundation KIDS COUNT data center.
- Data from U.S. Department of Education. (2020). *Consolidated State Performance Reports, Part I* and U.S. Department of Health and Human Services, Administration for Children and Families. Retrieved July 23 2020. *Program Information Reports*. Data on children under 6 experiencing homelessness served through Federally-funded child care & home visiting programs collected for the first time in 2017. Percentages in the pie chart may not sum to 100 because of rounding.